

TECHNICAL MANUAL

**ORGANIZATIONAL, DIRECT SUPPORT,
AND GENERAL SUPPORT MAINTENANCE
REPAIR PARTS AND SPECIAL TOOLS LISTS
(INCLUDING DEPOT MAINTENANCE REPAIR PARTS AND SPECIAL
TOOLS)
FOR**

GENERATOR DIRECT CURRENT

G-43/G (NSN 6115-00-510-0611)

AND

G-77/G (NSN 6115-01-072-8080)

ORGANIZATIONAL, DIRECT SUPPORT, AND GENERAL SUPPORT MAINTENANCE
 REPAIR PARTS AND SPECIAL TOOLS LISTS
 (INCLUDING DEPOT MAINTENANCE REPAIR PARTS AND SPECIAL TOOLS)
 FOR
 GENERATOR, DIRECT CURRENT
 G-43/G (NSN 6115-00-510-0611)
 AND
 G-77/G (NSN 6115-01-072-8080)
Current as of 17 August 1979

REPORTING ERRORS AND RECOMMENDING IMPROVEMENTS

You can help improve this manual. If you find any mistakes or if you know of a way to improve the procedures, please let us know.

Mail your letter, DA Form 2028 (Recommended Changes to Publications and Blank Forms), or DA Form 2028-2 located in back of this manual direct to: Commander, US Army Communications and Electronics Materiel Readiness Command, ATTN: DRSEL-ME-MQ, Fort Monmouth, NJ 07703.

In either case a reply will be furnished direct to you.

TABLE OF CONTENTS

			Page	Illus. Figure
SECTION	I.	Introduction.....	1	
	II.	Repair parts list	5	
Group	00	Generator, D.C. G-43/G	5	1
	01	Gear assembly, speed increaser	7	2
	02	Generator assembly	9	3
	03	Panel assembly.....	13	4
SECTION	III.	Special tools list (Not applicable)		
	IV.	National stock number and part number index.....	14	
	V.	Repair parts list	17	
Group	00	Generator, D.C. G-77/G	17	5
	01	Gear assembly, speed increaser.....	19	6
	02	Generator assembly	21	7
	03	Panel assembly	23	8
SECTION	VI.	Special tools list (Not applicable)		
	VII.	National stock number and part number index.....	24	

SECTION I INTRODUCTION

1. Scope

This manual lists spares and repair parts; special tools; special test, measurement, and diagnostic equipment (TMDE), and other special support equipment required for performance of organizational, direct support, and general support maintenance of the G-43/G and G-77/G. It authorizes the requisitioning and issue of spares and repair parts as indicated by the source and maintenance codes.

2. General

This Repair Parts and Special Tools List is divided into the following sections:

a. Sections II and V. Repair Parts List. A list of spares and repair parts authorized for use in the performance of maintenance. The list also includes parts which must be removed for replacement of the authorized parts. Parts lists are composed of functional groups in numeric sequence, with the parts in each group listed in figure and item number sequence.

b. Sections III and VI. Special Tools List. Not applicable.

c. Sections IV and VII. National Stock Number and Part Number Index. A list, in National item identification number (NIIN) sequence, of all National stock numbers (NSN) appearing in the listings, followed by a list, in alphanumeric sequence, of all part numbers appearing in the listings. National stock numbers and part numbers are cross-referenced to each illustration figure and item number appearance.

3. Explanation of Columns

a. Illustration. This column is divided as follows:

(1) *Figure number.* Indicates the figure number of the illustration on which the item is shown.

(2) *Item number.* The number used to identify item called out in the illustration.

b. Source, Maintenance, and Recoverability (SMR) Codes.

(1) *Source code.* Source codes indicate the manner of acquiring support items for maintenance, repair, or overhaul of end items. Source codes are entered in the first and second positions of the Uniform SMR Code format as follows:

Code

PA – Item procured and stocked for anticipated or known usage.

XD – A support item that is not stocked. When required, item will be procured through normal supply channels.

NOTE

Cannibalization or salvage may be used as a source of supply for any items source coded above except those coded XA and aircraft support items as restricted by AR 700-42.

(2) *Maintenance code.* Maintenance codes are assigned to indicate the levels of maintenance authorized to USE and REPAIR support items. The maintenance codes are entered in the third and fourth positions of the Uniform SMR Code format as follows:

(a) The maintenance code entered in the third position will indicate the lowest maintenance level authorized to remove, replace, and use the support item. The maintenance code entered in the third position will indicate one of the following levels of maintenance:

Code

Application/Explanation

F – Support item is removed, replaced, used at the direct support level.

H – Support item is removed, replaced, used at the general support level.

(b) The maintenance code entered in the fourth position indicates whether the item is to be repaired and identifies the lowest maintenance level with the capability to perform complete repair (i.e., all authorized maintenance functions). This position will contain one of the following maintenance codes:

Code

Application/Explanation

F – The lowest maintenance level capable of complete repair of the support item is the direct support level.

H – The lowest maintenance level capable of complete repair of the support item is the general support level.

Z – Non-reparable. No repair is authorized.

(3) *Recoverability code.* Recoverability codes are assigned to support items to indicate the disposition action on unserviceable items. The recoverability code is entered in the fifth position of the Uniform SMR Code format as follows:

TM 11-6115-21 8-24P

<i>Codes</i>	<i>Definition</i>
Z	– Nonreparable item. When unserviceable, condemn and dispose at the level indicated in position 3.
H	– Repairable item. When uneconomically repairable, condemn and dispose at the general support level.
<i>c. National Stock Number.</i> Indicates the National stock number assigned to the item and will be used for requisitioning purposes.	
<i>d. Part Number.</i> Indicates the primary number used by the manufacturer (individual, company, firm, corporation, or Government activity), which controls the design and characteristics of the item by means of its engineering drawings, specifications, standards, and inspection requirements to identify an item or range of items.	

NOTE

When a stock numbered item is requisitioned, the repair part received may have a different part number than the part being replaced.

e. Federal Supply Code for Manufacturer (FSCM). The FSCM is a 5-digit numeric code listed in SB 708-42 which is used to identify the manufacturer, distributor, or Government agency, etc.

f. Description. Indicates the Federal item name and, if required, a minimum description to identify the item.

g. Unit of Measure (U/M). Indicates the standard of the basic quantity of the listed item as used in performing the actual maintenance function. This measure is expressed by a two-character alphabetical abbreviation (e.g., ea, in, pr, etc.). When the unit of measure differs from the unit of issue, the lowest unit of issue that will satisfy the required units of measure will be requisitioned.

h. Quantity Incorporated in Unit. Indicates the

quantity of the item used in the breakout shown on the illustration figure, which is prepared for a functional group, subfunctional group, or an assembly.

4. Special Information

The following publication pertains to the G-43/G and G-77/G and their components:

TM 11-5122, Direct Current Generator G-43/G

5. How to Locate Repair Parts

a. When National stock number or part number is unknown.

(1) *First.* Using the table of contents, determine the functional group within which the item belongs. This is necessary since illustrations are prepared for functional groups and listings are divided into the same groups.

(2) *Second.* Find the illustration covering the functional group to which the item belongs.

(3) *Third.* Identify the item on the illustration and note the illustration figure and item number of the item.

(4) *Fourth.* Using the Repair Parts Listing, find the figure and item number noted on the illustration.

b. When National stock number or part number is known.

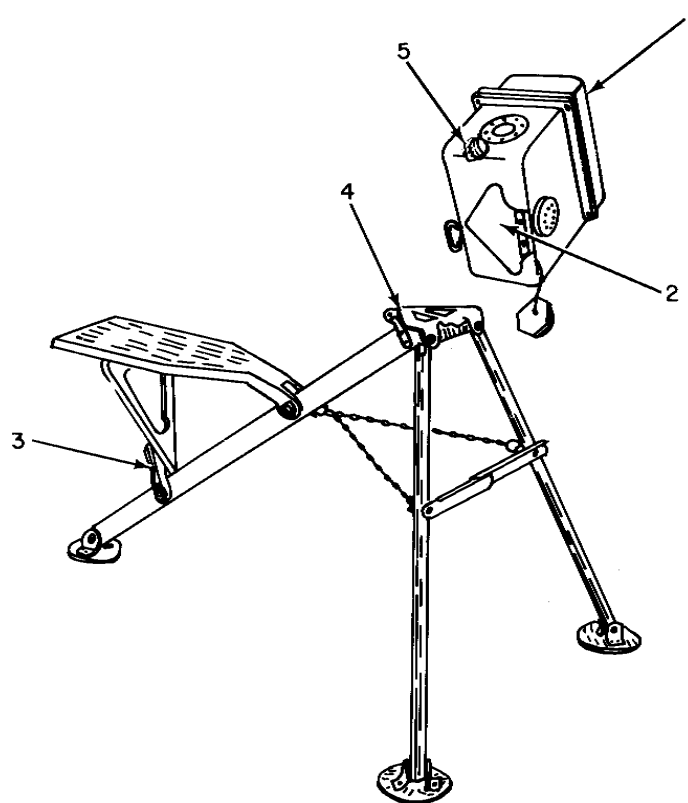
(1) *First.* Using the Index of National Stock Numbers and Part Numbers, find the pertinent National stock number or part number. This index is in NIIN sequence followed by a list of part numbers in alphanumeric sequence, cross-referenced to the illustration figure number and item number.

(2) *Second.* After finding the figure and item number, locate the figure and item number in the repair parts list.

6. Abbreviations

Not applicable.

(Next printed page is 4)



EL6NW001

Figure 1. Generator, D.C. G-43/G

SECTION II

TM 11-6115-218-24P

(1) ILLUSTRATION		(2)	(3)	(4)	(5)	(6)	(7)	(8)
(a) FIG NO.	(b) ITEM NO.	SMR CODE	NATIONAL STOCK NUMBER	PART NUMBER	FSCM	DESCRIPTION <i>USABLE ON CODE</i>	U/M	QTY INC IN UNIT
						GROUP 00 GENERATOR, D. C. G-43/G		
1	1	XDHHH		SMC202337	80063	GENERATOR ASSEMBLY	EA	1
1	2	PAFFF	6115-00-698-6461	SM-D-202268	80063	PANEL ASSEMBLY	EA	1
1	3	PAHZZ	6115-00-697-1409	910-0001	81041	HOLDER, SPRING	EA	1
1	4	PAHZZ	5340-00-510-0626	SMB202201	80063	CLIP, RETAINING	EA	2
1	5	PAFHH	3010-00-697-1407	480-0001	81041	GEAR, ASSY, SP, INCR	EA	1

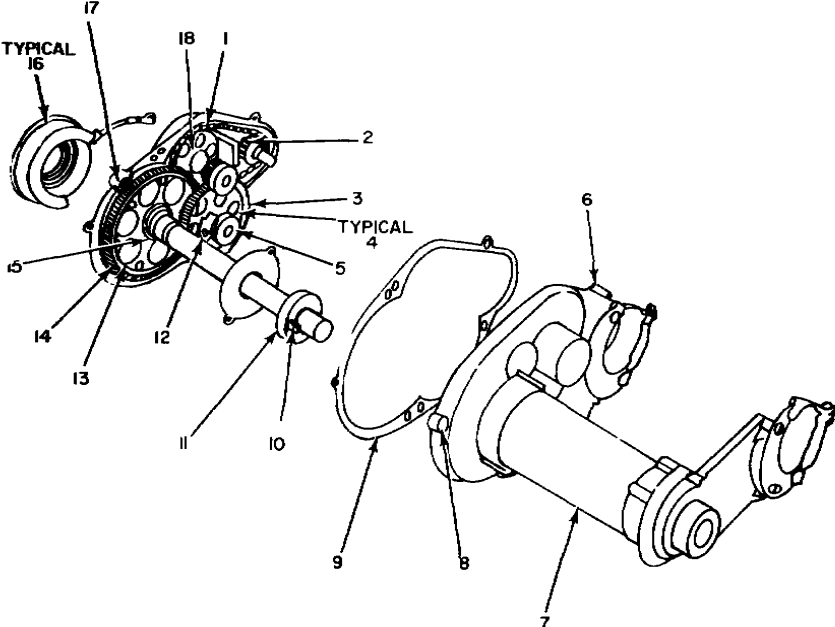
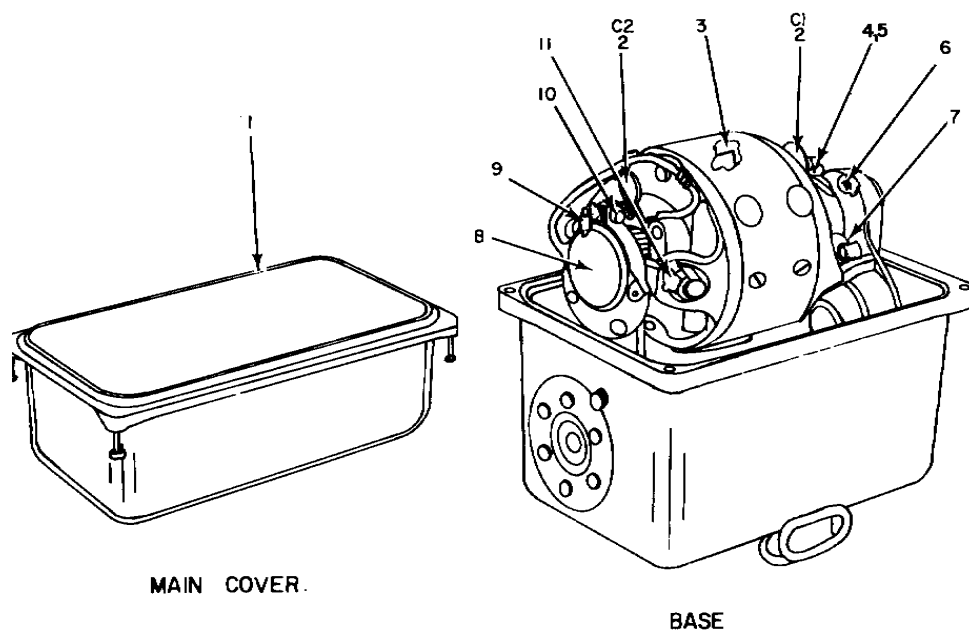


Figure 2. Gear Assembly, Speed Increaser.

SECTION II

TM 11-6115-218-24P

(1) ILLUSTRATION		(2)	(3)	(4)	(5)	(6)	(7)	(8)
(a) FIG NO.	(b) ITEM NO.	SMR CODE	NATIONAL STOCK NUMBER	PART NUMBER	FSCM	DESCRIPTION <i>USABLE ON CODE</i>	U/M	QTY INC IN UNIT
						GROUP 01 GEAR ASSEMBLY, SPEED INCREASER		
2	1	PAHZZ	3020-00-698-6078	SMB202241	80063	CHAIN SILENT	EA	1
2	2	PAHZZ	3020-00-697-1405	SMB202244	80063	GEAR, SPUR	EA	1
2	3	PAHZZ	6115-00-698-6076	SMB202247	80063	GEAR, SPUR	EA	1
2	4	PAHZZ	3020-00-697-1404	SMB202240	80063	SPROCKET WHEEL	EA	2
2	5	PAHZZ	3110-00-293-9230	77038X1L	24617	BEARING, BALL, ANLR	EA	5
2	6	PAHZZ	5305-00-639-8032	SMB202395	80063	BOLT, MACHINE	EA	2
2	7	XDHZZ		SMB202222	80063	ASSEMBLY SUPPORT	EA	2
2	8	PAHZZ	5306-00-510-0817	SMB202310	80063	BOLT, EXT RLVD BODY	EA	2
2	9	PAHZZ	5330-00-510-0602	SMB202234	80063	GASKET	EA	1
2	10	PAHZZ	5330-00-341-4165	SMB202219	80063	PACKING, PREFMD	EA	2
2	11	PAHZZ	3110-00-293-9229	436-0002	81041	BEARING, BALL, ANLR	EA	2
2	12	PAHZZ	5315-00-018-9576	700-0001	81041	KEY, WOODRUFF	EA	2
2	13	XDHZZ		SMB202246	80063	SPROCKET WHEEL	EA	1
2	14	PAHZZ	3020-00-697-1406	SM-B-202237	80063	GEAR, SPUR	EA	1
2	15	PAHZZ	5315-00-616-5514	MS35756-6	96906	KEY, WOODRUFF	EA	1
2	16	XDHZZ		SMB202230	80063	SHOCK MOUNT ASSY	EA	2
2	17	PAHZZ	3010-00-510-0610	451-0001	81041	COUPLING, SHAFT FLEX	EA	1
2	18	PAHZZ	3020-00-697-1397	SMB202243	80063	SPROCKET WHEEL	EA	1



EL6NW003

Figure 3. Generator Assembly

SECTION II

TM 11-6115-218-24P

(1) ILLUSTRATION		(2)	(3)	(4)	(5)	(6)	(7)	(8)
(a) FIG NO.	(b) ITEM NO.	SMR CODE	NATIONAL STOCK NUMBER	PART NUMBER	FSCM	DESCRIPTION <i>USABLE ON CODE</i>	U/M	QTY INC IN UNIT
						GROUP 02 GENERATOR ASSEMBLY		
3	1	PAHZZ	5330-00-235-1670	SMB202312	80063	PACKING, PREFMD	EA	1
3	2	PAHZZ	5910-00-439-5807	SMB202383	80063	CAPACITOR, FXD, CER	EA	2
3	3	PAHZZ	6115-00-510-0609	SMD202340	80063	ARMATURE, GENERATOR.....	EA	1
3	4	PAHZZ	5305-00-340-5246	SMB202226	80063	SCREW	EA	2
3	5	PAHZZ	5365-00-340-3463	SMB202396-1	80063	SHIM	EA	1
3	6	PAHZZ	5977-00-804-7570	XP1174-792AND XP1174-793	81041	BRUSH SET, ELEC CONTACT	EA	1
3	7	PAHZZ	5999-00-511-8525	454-0003	81041	CAP, ELECTRICAL.....	EA	4
3	8	PAHZZ	6115-00-569-9443	908-0001	81041	BUMPER, RUBBER	EA	2
3	9	PAHZZ	5977-00-511-8632	438-0007AND 438-0008	81041	BRUSH, ELEC CONTACT	SE	1
3	10	PAHZZ	5365-00-340-3544	SMB202396	80063	SHIM	EA	1
3	11	PAHZZ	6115-00-569-9442	436-0001	81041	BEARING, BALL, ANLR.....	EA	3

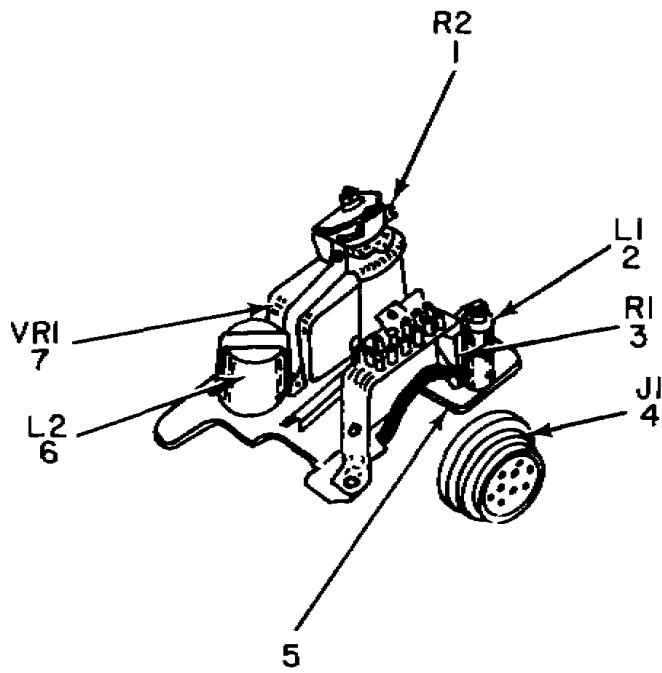


Figure 4. Panel Assembly (Sheet 1 of 2).

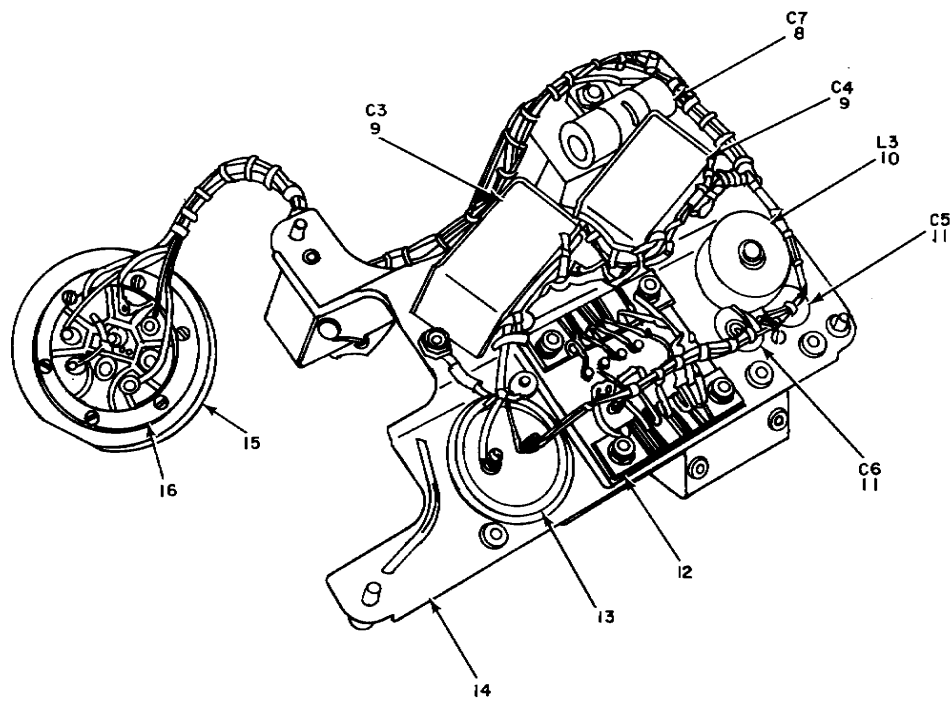


Figure 4. Panel Assembly (Sheet 2 of 2)

SECTION II

TM 11-6115-218-24P

(1) ILLUSTRATION		(2)	(3)	(4)	(5)	(6)	(7)	(8)
(a) FIG NO.	(b) ITEM NO.	SMR CODE	NATIONAL STOCK NUMBER	PART NUMBER	FSCM	DESCRIPTION <i>USABLE ON CODE</i>	U/M	QTY INC IN UNIT
						GROUP 03 PANEL ASSEMBLY		
4	1	XDFZZ		SMB202270	80063	RHEOSTAT	EA	1
4	2	PAFZZ	5950-00-511-8622	SMB202315	80063	REACTOR.....	EA	1
4	3	PAFZZ	5905-00-573-8537	SMB202279	80063	RESISTOR, FXD, WW	EA	1
4	4	XDFZZ		SMB202318	80063	CONNECTOR, RCPT, ELEC.....	EA	1
4	5	XDFZZ		SMB202271	80063	GROMMET, RUBBER.....	EA	1
4	6	PAFZZ	5950-00-511-8624	SMB202286	80063	REACTOR.....	EA	1
4	7	PAFZZ	6110-00-239-9056	6334	82116	REGULATOR, VOLTAGE.....	EA	1
4	8	PAFZZ	5910-00-511-8602	SMB202275	80063	CAPACITOR, FXD, PAPER.....	EA	1
4	9	PAFZZ	5910-00-857-4340	MIC62-11	81349	CAPACITOR, FXD, ELCTLT	EA	2
4	10	PAFZZ	5950-00-511-8625	SMB202269	80063	REACTOR.....	EA	1
4	11	PAFZZ	5910-00-439-0701	SMB202273	80063	CAPACITOR, FXD, ELCTLT	EA	2
4	12	PAFZZ	5935-00-306-2070	US6855-1	13685	CONNECTOR, RCPT, ELEC.....	EA	1
4	13	XDFZZ		SMB202285	80063	PACKING, PREFMD	EA	1
4	14	PAFZZ	5340-00-340-3298	SMB202251	80063	MOUNT, RESILIENT	EA	4
4	15	XDFZZ		SMB202317	80063	PACKING PREFMD	EA	1
4	16	PAFZZ	5330-00-697-1408	SMB202256	80063	GASKET.....	EA	1

NOTE: LATEST NATIONAL STOCK NUMBER AND PART NUMBER ASSIGNMENTS ARE INCLUDED AT END OF INDEX

STOCK NUMBER	FIG. NO.	ITEM NO.	STOCK NUMBER	FIG. NO.	ITEM NO.
5315-00-018-9576	2	12	5950-00-511-8622	4	2
5330-00-235-1670	3	1	5950-00-511-8625	4	10
5365-00-340-3463	3	5	6115-00-569-9442	3	11
5305-00-340-5246	3	4	5905-00-573-8537	4	3
5330-00-341-4165	2	10	5305-00-639-8032	2	6
5910-00-439-0701	4	11	3020-00-697-1397	2	18
5910-00-439-5807	3	2	3020-00-697-1404	2	4
5330-00-510-0602	2	9	3020-00-697-1405	2	2
5340-00-510-0626	1	4	5330-00-697-1408	4	16
5306-00-510-0817	2	8	6115-00-698-6076	2	3
5910-00-511-8602	4	8	3020-00-698-6078	2	1

PART NUMBER	FSCM	FIG. NO.	ITEM NO.	PART NUMBER	FSCM	FIG. NO.	ITEM NO.
SMB202199	80063	1	3	SMB202310	80063	2	8
SMB202201	80063	1	4	SMB202312	80063	3	1
SMB202219	80063	2	10	SMB202315	80063	4	2
SMB202222	80063	2	7	SMB202317	80063	4	15
SMB202226	80063	3	4	SMB202318	80063	4	4
SMB202230	80063	2	16				
SMB202234	80063	2	9				
SMB202240	80063	2	4	SMB202383	80063	3	6
SMB202241	80063	2	1	SMB202395	80063	2	7
SMB202243	80063	2	18	SMB202396	80063	3	10
SMB202244	80063	2	2	SMB202396-1	80063	3	5
SMB202246	80063	2	13				
SMB202247	80063	2	3	SMC202337	80063	1	1
SMB202251	80063	4	14				
SMB202256	80063	4	16				
SMB202269	80063	4	10	SMD202340	80063	3	3
SMB202270	80063	4	1	436-0001	81041	3	11
SMB202271	80063	4	5				
SMB202273	80063	4	11				
SMB202274	80063	4	9				
SMB202275	80063	4	8				
SMB202279	80063	4	3				
SMB202285	80063	4	13	700-0001	81041	2	12

LATEST NATIONAL STOCK NUMBER ASSIGNMENTS

STOCK NUMBER	FIG. NO.	ITEM NO.
3110-00-293-9229	2	11
3110-00-293-9230	2	5
5935-00-306-2070	4	12
3010-00-510-0610	2	17
5999-00-511-8525	3	7
5950-00-511-8624	4	6
5977-00-511-8632	3	9
6115-00-569-9443	3	8
3020-00-697-1406	2	14
3010-00-697-1407	1	5
6115-00-698-6461	1	2
5977-00-804-7570	3	6

LATEST PART NUMBER ASSIGNMENTS

PART NUMBER	FSCM	FIG. NO.	ITEM NO.
MIC62-11	81349	4	9
SM-B-202237	80063	2	14
SMB-202286	80063	4	6
SM-D-202268	80063	1	2
US6855-1	13685	4	12
XP1174-792ANDXP1174-793	81041	3	6
436-0002	81041	2	11
438-0007AND438-0008	81041	3	9
451-0001	81041	2	17
454-0003	81041	3	7
480-0001	81041	1	5
77038X1L	14617	2	5
908-0001	81041	3	8
910-0001	81041	1	3

ADDITIONAL LATEST NATIONAL STOCK NUMBER ASSIGNMENTS

STOCK NUMBER	FIG. NO.	ITEM NO.
6110-00-239-9056	4	7
5340-00-340-3298	4	14
5365-00-340-3544	3	10
6115-00-510-0609	3	3
5315-00-616-5514	2	15
6115-00-697-1409	1	3
5910-00-857-4340	4	9

ADDITIONAL LATEST PART NUMBER ASSIGNMENTS

PART NUMBER	FSCM	FIG. NO.	ITEM NO.
MS35756-6	96906	2	15
6334	82116	4	7

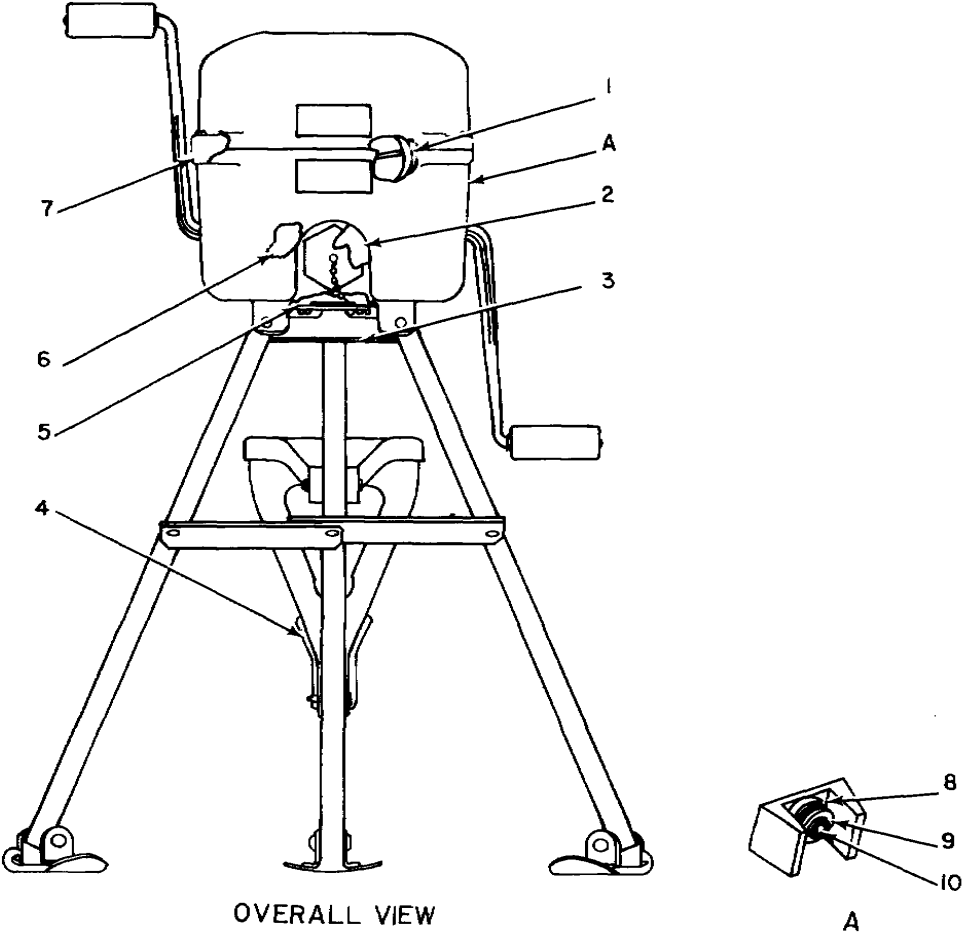


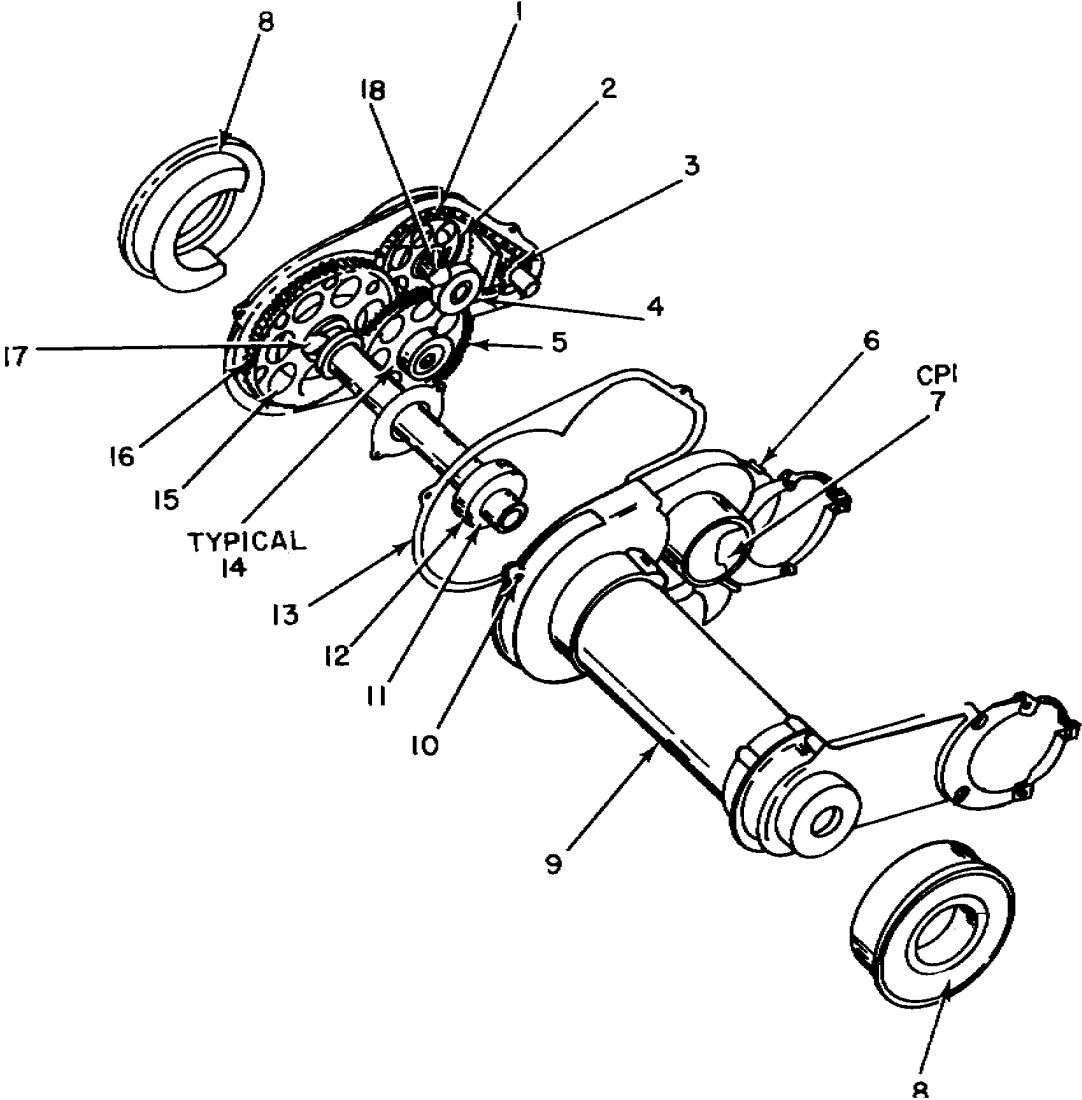
Figure 5. Generator D. C. G-77G.

EL6NWO06

SECTION V

TM 11-6115-218-24P

(1) ILLUSTRATION		(2)	(3)	(4)	(5)	(6)	(7)	(8)
(a) FIG NO.	(b) ITEM NO.	SMR CODE	NATIONAL STOCK NUMBER	PART NUMBER	FSCM	DESCRIPTION <i>USABLE ON CODE</i>	U/M	QTY INC IN UNIT
						GROUP 00 GENERATOR, D.C. G-77/G		
5	1	XDHHH		44402	83311	GENERATOR ASSEMBLY	EA	1
5	2	XDHZZ		SMB202354	80063	COUPLING, DRIVE	EA	1
5	3	PAHZZ	5340-00-510-0626	SMB202201	80063	CLIP, RETAINING	EA	2
5	4	PAHZZ	6115-00-697-1409	910-0001	81041	HOLDER, SPRING.....	EA	1
5	5	XDFFF		132073	04335	PANEL ASSEMBLY.....	EA	1
5	6	PAFHH	3010-00-697-1407	480-0001	81041	GEAR, ASSY, SP INCR.....	EA	1
5	7	PAHZZ	5330-00-235-1670	SMB202312	80063	GASKET, COVER ASSY	EA	1
5	8	XDHZZ		132034	04335	HOUSING, IND LIGHT.....	EA	1
5	9	XDHZZ		132035	04335	LENS, IND LIGHT.....	EA	1
5	10	PAHZZ	6240-00-763-7744	MS25237-387	96906	LAMP	EA	1



EL6NWO07

Figure 6. Gear Assembly, Speed Increaser.

SECTION V

TM 11-6115-218-24P

(1) ILLUSTRATION		(2)	(3)	(4)	(5)	(6)	(7)	(8)
(a) FIG NO.	(b) ITEM NO.	SMR CODE	NATIONAL STOCK NUMBER	PART NUMBER	FSCM	DESCRIPTION <i>USABLE ON CODE</i>	U/M	QTY INC IN UNIT
						GROUP 01 GEAR ASSEMBLY, SPEED INCREASER		
6	1	PAHZZ	3020-00-698-6078	SMB202241	80063	CHAIN, SILENT	EA	1
6	2	PAHZZ	3020-00-697-1397	SMB202243	80063	SPROCKET WHEEL	EA	1
6	3	PAHZZ	3020-00-697-1405	SMB202244	80063	GEAR, SPUR	EA	1
6	4	PAHZZ	3110-00-293-9229	436-0002	81041	BEARING, BALL, ANLR	EA	2
6	5	PAHZZ	6115-00-698-6076	SMB202247	80063	GEAR, SPUR	EA	1
6	6	PAHZZ	5305-00-639-8032	SMB202395	80063	BOLT, MACHINE	EA	2
6	7	PAHZZ	3010-00-510-0610	451-0001	81041	COUPLING, SHAFT, FLEX	EA	1
6	8	XDHZZ		SMB202230	80063	SHOCK MOUNT ASSY	EA	2
6	9	XDHZZ		SMB202222	80063	ASSEMBLY SUPPORT	EA	2
6	10	PAHZZ	5306-00-510-0817	SMB202310	80063	BOLT, EXT RLVD BODY	EA	4
6	11	PAHZZ	5330-00-341-4165	SMB202219	80063	PACKING, PREFMD	EA	2
6	12	PAHZZ	3110-00-293-9230	436-003	81041	BEARING, BALL, ANLR	EA	5
6	13	PAHZZ	5330-00-510-0602	SMB202234	80063	GASKET	EA	1
6	14	PAHZZ	3020-00-697-1404	SMB202240	80063	SPROCKET WHEEL	EA	2
6	15	XDHZZ		SMB202246	80063	SPROCKET WHEEL	EA	1
6	16	PAHZZ	3020-00-697-1406	SM-B-202237	80063	GEAR, SPUR	EA	1
6	17	PAHZZ	5315-00-616-5514	MS35756-6	96906	KEY, WOODRUFF	EA	1
6	18	PAHZZ	5315-00-018-9576	700-0001	81404	KEY, WOODRUFF	EA	2

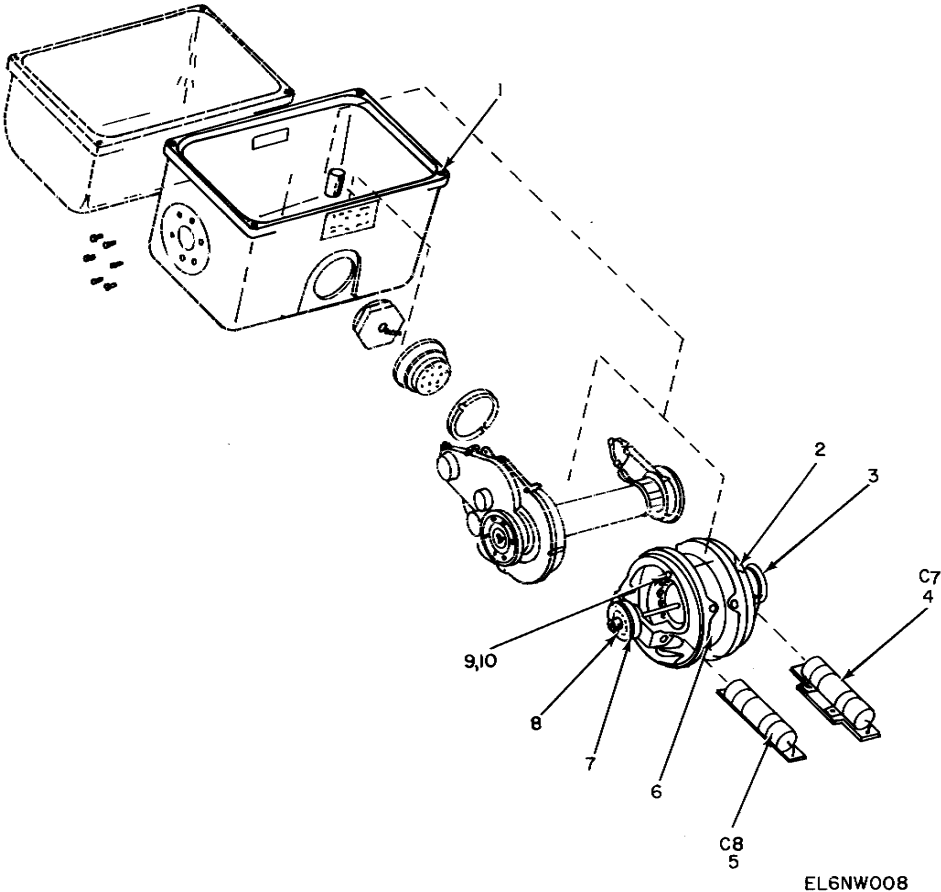


Figure 7. Generator Assembly.

SECTION V

TM 11-11-6115-218-24P

(1) ILLUSTRATION		(2)	(3)	(4)	(5)	(6)	(7)	(8)
(a) FIG NO.	(b) ITEM NO.	SMR CODE	NATIONAL STOCK NUMBER	PART NUMBER	FSCM	DESCRIPTION <i>USABLE ON CODE</i>	U/M	QTY INC IN UNIT
						GROUP 02 GENERATOR ASSEMBLY		
7	1	PAHZZ	5330-00-235-1670	SMB202312	80063	PACKING, PREFMD	EA	1
7	2	XDHZZ	5365-00-340-3544	SMB202396	80063	SHIM	EA	1
7	3	PAHZZ	6115-00-569-9443	908-0001	81041	BUMPER, RUBBER	EA	2
7	4	PAHZZ	5910-00-007-9247	M39018-03-0634	81349	CAPACITOR, ELEC	EA	1
7	5	XDHZZ		M39018-03-0750	81349	CAPACITOR, ELEC	EA	1
7	6	XDHZZ		124863	04335	STATOR COIL ASSY	EA	1
7	7	XDHZZ		124857	04335	ROTOR SHAFT, BRG.....	EA	1
7	8	PAHZZ	6115-00-569-9442	436-0001	81041	BEARING, BALL, ANLR	EA	3
7	9	PAHZZ	5305-00-340-5246	SMB202226	80063	SCREW	EA	2
7	10	PAHZZ	5365-00-340-3463	SMB202396-1	80063	SHIM	EA	1

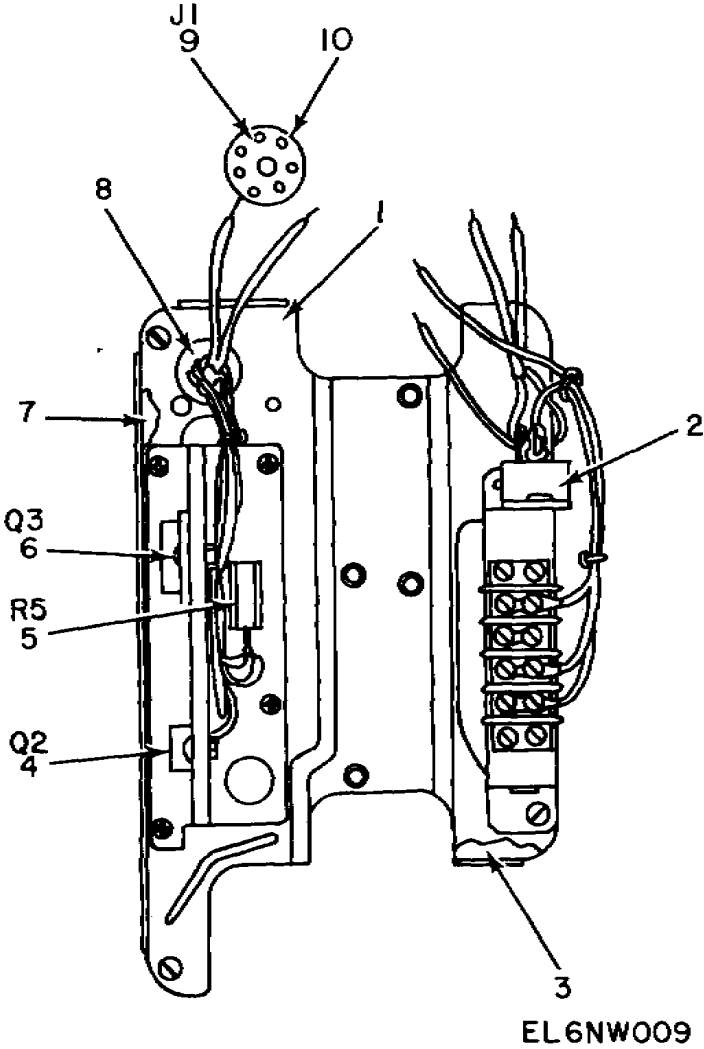


Figure 8. Panel Assembly

SECTION V

TM 11-6115-218-24P

(1) ILLUSTRATION		(2)	(3)	(4)	(5)	(6)	(7)	(8)
(a) FIG NO.	(b) ITEM NO.	SMR CODE	NATIONAL STOCK NUMBER	PART NUMBER	FSCM	DESCRIPTION <i>USABLE ON CODE</i>	U/M	QTY INC IN UNIT
						GROUP 03 PANEL ASSEMBLY		
8	1	PAFZZ	5340-00-340-3298	SMB202251	80063	MOUNT, RESILIENT	EA	4
8	2	XDFZZ		132073	04335	BRIDGE, RECTIFIER	EA	1
8	3	XDFZZ		132084	04335	PACKING, PREFMD	EA	1
8	4	XDFZZ		124700-20	04335	TRANSISTOR	EA	1
8	5	XDFZZ		124691-05	04335	RESISTOR	EA	1
8	6	XDFZZ		124700-21	04335	TRANSISTOR	EA	1
8	7	XDFZZ		132037	04335	CIRCUIT CARD ASSEMBLY	EA	1
8	8	XDFZZ		SMB202271	80063	GROMMET, RUBBER	EA	1
8	9	XDFZZ		SMB202318	80063	CONNECTOR, RCPT, ELEC	EA	1
8	10	PAFZZ	5330-00-697-1408	SMB202256	80063	GASKET.....	EA	1

NOTE: LATEST NATIONAL STOCK NUMBER AND PART NUMBER ASSIGNMENTS ARE INCLUDED AT END OF INDEX

STOCK NUMBER	FIG. NO.	ITEM NO.	STOCK NUMBER	FIG. NO.	ITEM NO.
5910-00-007-9247	7	4	5305-00-639-8032	6	6
5315-00-018-9576	6	18	3020-00-697-1397	6	2
5330-00-235-1670	5	7	3020-00-697-1404	6	14
5330-00-235-1670	7	1	3020-00-697-1405	6	3
5365-00-340-3463	7	10	5330-00-697-1408	8	10
5305-00-340-5246	7	9	6115-00-698-6076	6	5
5330-00-341-4165	6	11	3020-00-698-6078	6	1
5330-00-510-0602	6	13	6240-00-763-7744	5	10
5306-00-510-0817	6	10			
6115-00-569-9442	7	8			

PART NUMBER	FSCM	FIG. NO.	ITEM NO.	PART NUMBER	FSCM	FIG. NO.	ITEM NO.
MS25237-387	96906	5	10	SMB202318	80063	8	9
M39018-03-0634	81349	7	4	SMB202352	80063	7	3
M39018-03-0750	81349	7	5	SMB202354	80063	5	2
SMB202199	80063	5	4	SMB202354	80063	6	7
SMB202201	80063	5	3	SMB202395	80063	6	6
SMB202219	80063	6	11	SMB202396	80063	7	2
SMB202222	80063	6	9	SMB202396-1	80063	7	10
SMB202226	80063	7	9	124691-05	04335	8	5
SMB202230	80063	6	8	124700-20	04335	8	4
SMB202233	80063	5	6	124700-21	04335	8	6
SMB202234	80063	6	13	124857	04335	7	7
				124863	04335	7	6
SMB202240	80063	6	14	132034	04335	5	8
SMB202241	80063	6	1	132035	04335	5	9
SMB202243	80063	6	2	132037	04335	8	7
SMB202244	80063	6	3	132073	04335	5	5
SMB202246	80063	6	15	132073	04335	8	2
SMB202247	80063	6	5	132084	04335	8	3
SMB202251	80063	8	1	436-0001	81041	7	8
SMB202256	80063	8	10	436-002	84658	6	4
SMB202271	80063	8	8	436-003	81041	6	12
SMB292310	80063	6	10	44402	83311	5	1
SMB202312	80063	5	7	700-0001	71041	6	
SMB202312	80063	7	1				

LATEST NATIONAL STOCK NUMBER ASSIGNMENTS

STOCK NUMBER	FIG. NO.	ITEM NO.
3110-00-293-9229	6	4
3110-00-293-9230	6	12
5340-00-340-3298	8	1
5365-00-340-3544	7	2
3010-00-510-0610	6	7
6115-00-569-9443	7	3
5315-00-616-5514	6	17
3020-00-697-1406	6	16
3010-00-697-1407	5	6
6115-00-697-1409	5	4

LATEST PART NUMBER ASSIGNMENTS

PART NUMBER	FSCM	FIG. NO.	ITEM NO.
MS35756-6	96906	6	17
SM-B-202237	80063	6	16
436-0002	81041	6	4
451-0001	81041	6	7
480-0001	81041	5	6
908-0001	81041	7	3
910-0001	81041	5	4

ADDITIONAL LATEST NATIONAL STOCK NUMBER ASSIGNMENTS

PART NUMBER	FIG. NO.	ITEM NO.
5340-00-510-0626	5	3

RECOMMENDED CHANGES TO EQUIPMENT TECHNICAL PUBLICATIONS

SOMETHING WRONG WITH PUBLICATION



THEN...JOT DOWN THE DOPE ABOUT IT ON THIS FORM. CAREFULLY TEAR IT OUT, FOLD IT AND DROP IT IN THE MAIL.

FROM: (PRINT YOUR UNIT'S COMPLETE ADDRESS)

DATE SENT

PUBLICATION NUMBER

PUBLICATION DATE

PUBLICATION TITLE

BE EXACT PIN-POINT WHERE IT IS

PAGE NO.	PARA-GRAPH	FIGURE NO.	TABLE NO.

IN THIS SPACE, TELL WHAT IS WRONG AND WHAT SHOULD BE DONE ABOUT IT.

PRINTED NAME, GRADE OR TITLE AND TELEPHONE NUMBER

SIGN HERE

TEAR ALONG PERFORATED LINE

By Order of the Secretary Of the Army:

E. C. MEYER
General, United States Army
Chief of Staff

Official:

J. C. PENNINGTON
Major General, United States Army
The Adjutant General

DISTRIBUTION:

Active Army

HISA (Ft. Monmouth) (21)
USAINSCOM (2)
COE (1)
TSG (1)
USAARENBD (1)
DARCOM (1)
TRADOC (2)
OS Maj Cmd (4)
TECOM (2)
USACC (4)
MDW (1)
Armies (2)
Corps (2)
Svc Colleges (1)
USASIGS (5)
USAADS (2)
USAFAS (2)
USAARMS (2)
USAIS (2)
USAES (2)
USAICS (3)
MAAG (1)

USARMIS (1)
USAERDAA (1)
USAERDAW (1)
Ft. Gordon (10)
Ft. Carson (5)
Army Dep (1) except
 LBAD (14)
 SAAD (30)
 TOAD (14)
 SHAD (3)
Ft. Gillem (10)
USA Dep (1)
Sig Sec USA Dep (1)
Ft. Richardson (CERCOM Ofc) (2)
Units org under fol TOE:
 29-207 (2)
 29-610 (2)
 11-16 (2)
 11-98 (2)
 11-117 (2)
 11-500 (AA-AC) (2)

NG: State AG (3)

USAR: None

For explanation of abbreviations used, see AR 310-50.